



# HMIS 2009

## Annual Data Report

A Report on Homelessness in Cincinnati and Hamilton County, OH

# HMIS 2009 Annual Data Report

## A Report on Homelessness in Cincinnati and Hamilton County, OH

The Partnership Center, Ltd. is proud to present the 2009 Annual Data Report. This year's report shows that in spite of the economic conditions within the community, the number of homeless increased by just slightly over 1%.

The goal of the Homeless Management Information System (HMIS) is to learn more about homeless people — who they are, what barriers they face in obtaining and maintaining permanent housing, and how they can best be helped to overcome those barriers. With this annual report of HMIS data, we hope to facilitate the process of moving closer to this goal so that, as a community, we can utilize our resources more effectively to end homelessness in Cincinnati and Hamilton County.

This year, for the first time, we are including data on homelessness prevention, a new way of utilizing resources to divert people at imminent risk of homelessness toward assistance to help them maintain their housing. With state demonstration funding and the federal stimulus program, the Continuum of Care (CoC) has partnered with the United Way in this innovation.

### Where the data comes from

This report is based on the hard work of the CoC programs over the course of the year — both in serving the homeless and in entering reliable data into VESTA. Without the more than 350 end users at over 70 programs who enter data into VESTA, there would be no report.

### Program types

The program types included in this report are:

**Homeless Prevention** — providing case management and financial assistance services or legal assistance to those at imminent risk of homelessness.

**Street outreach** — engaging homeless persons who live on the street or in places unfit for human habitation.

**Emergency shelters** — facilities which provide temporary housing for homeless families and single individuals.

**Transitional housing** —site-based and scattered-site programs which provide housing, for up to two years, for

homeless families or single individuals coming from the streets or shelter and help implement their plans to move from homelessness to permanent housing.

**Permanent supportive housing** — site-based and scattered-site programs which provide long-term, community-based housing with supportive services for homeless households with disabilities. This type of supportive housing enables special needs populations to live as independently as possible in a permanent setting.

### Building Blocks for Success

We believe that our community's success is the result of a sound system constructed carefully over the years, using some very important building blocks:



**Inclusivity**—The Cincinnati/Hamilton County CoC is structured into an inclusive system of providers, homeless folk, funders and government. Everyone is invited to be part of the conversation, policy making, decision making and solution implementation.

**Responsiveness**—From the Homeless Think Tank, where consumers themselves identify what works and what doesn't in the homeless system, to monitoring the data contained in the HMIS system, the community listens to those who are homeless and looks for continuous improvement.

**Simple, meaningful, measurable goals**—Homeless people come with a variety of circumstances that need to be addressed in order to move out of homelessness, and front line workers help to address them — but above all, moving out of homelessness requires increasing income and obtaining / maintaining housing, and those are the CoC's core goals.

**Collaboration**—Beyond simple MOU's or leveraged services, our providers work together to ensure that people really can move from the streets to permanent housing.

# Programs with Participants Counted in this Report

## Continuum of Care Homelessness Prevention, Street Outreach, Emergency Shelter, Transitional Housing, and Permanent Supportive Housing Providers

### Homelessness Prevention

CoC HPRP Prevention (CAA, FreeStore/FoodBank, Jewish Family Services, Mercy Franciscan at St. John, Santa Maria, St. Vincent de Paul)  
Salvation Army Homelessness Prevention Pilot

### Street Outreach

DCI Block-by-Block Outreach  
Greater Cincinnati Behavioral Health PATH Outreach  
Lighthouse Youth Outreach  
Street Population

### Emergency Shelter

Bethany House Services Family Shelter  
Center for Respite Care  
Cincinnati Union Bethel Off the Streets Program  
City Gospel Mission  
Drop Inn Center Men's Dorm  
Drop Inn Center Women's Dorm  
Interfaith Hospitality Network  
Lighthouse Youth Crisis Center  
Mental Health Access Point—Quick Service Beds  
Mercy Franciscan at St. John at Anna Louise Inn  
Mercy Franciscan at St. John Temporary Housing  
Salvation Army Family Shelter  
St. Francis St. Joseph Catholic Worker House  
St. Vincent de Paul Overflow Shelter  
Talbert House Mt. Airy Shelter  
YWCA Battered Women's Shelter\*

### Transitional Housing

Bethany Place  
Caracole House  
Caracole Recovery Community  
City Ministries Exodus Recovery Program

Drop Inn Center Men's Recovery Program  
Drop Inn Center Transitional Six  
FreeStore/Foodbank Rapid Re-housing for Singles (HPRP)  
Grace Place Catholic Worker House  
Hamilton Co. MHRS Board Homeless Housing & Treatment  
Joseph House  
Joseph House Moses 2 & 3  
Justice Watch Garden Street Transitional Housing  
Lighthouse Youth Services—DHHS Scattered Sites, HUD Scattered Sites, ODOD TLP, Outreach TLP, Reading TLP  
Ohio Valley Goodwill Industries—Dormitory, Transitional Housing Leasing Pool  
Over-the-Rhine Community Housing Nanny Hinkston House  
Salvation Army Transitional Housing  
Talbert House Mt. Airy Transitional Housing  
Tender Mercies Transitional Housing  
Tom Geiger Guest House—Geiger House & Gertrude House  
YWCA Transitional Living Programs\*

### Permanent Supportive Housing

Caracole Shelter Plus Care  
Center for Independent Living Permanent Housing  
Center for Respite Care Permanent Housing  
Drop Inn Center Shelter Plus Care  
Excel Development Corporation Shelter Plus Care  
FreeStore/FoodBank Permanent Housing 1 & 2  
Greater Cincinnati Behavioral Health Shelter Plus Care  
Lighthouse Youth Services Shelter Plus Care  
Ohio Valley Goodwill Industries—Permanent Housing 1 & 2  
Over-the-Rhine Community Housing—Sharp Village, Buddy's Place, Recovery Hotel, Spring Street  
Talbert House Shelter Plus Care  
Tender Mercies—Permanent Housing & Shelter Plus Care  
Tom Geiger Guest House—Bokenkotter House & Josephine House

\*These programs do not participate in HMIS per VAWA, but contribute de-identified data in order to make possible a continuum-wide aggregate report.

# Continuum of Care Unduplicated Counts

**8,525**

**unduplicated men, women, and children**

were served by street outreach, emergency shelter, transitional housing, and/or permanent supportive housing programs in 2009.

## Total Unduplicated Number of People Served by Program Type\*

Homelessness prevention - **1,041**

Street outreach - **1,173**


Emergency shelter - **6,163**

Transitional housing - **1,121**

Permanent supportive housing - **1,619**

Street outreach and/or emergency shelter - **6,938**

Street outreach, emergency shelter, and/or transitional housing - **7,325**



**7,325**

**unduplicated men, women, and children**

were served by street outreach, emergency shelter, and transitional housing programs in 2009. People in these programs are considered actively homeless according to the federal definition; thus, *our unduplicated count of homeless individuals for 2009 is 7,325.*

\*No matter how many programs a person participated in or how many times that person entered the same program they are only counted one time for the unduplicated count of people served. A person served by three different emergency shelters is counted only once in the *Emergency shelter* category. Similarly, a person served in a street outreach program and an emergency shelter is counted once in the *Street outreach* category, once in the *Emergency shelter* category, and once in the *Street outreach and/or emergency shelter* category.

# Basic Demographics for the 7,325 Actively Homeless

**32%** of the homeless population of Cincinnati / Hamilton County in 2009 were under the age of 18. More than 1,400 of the children are of school age, and face special challenges to stay in school and keep up with schoolwork as their families seek stable housing.

## Age groups

Under 1	160
1 to 5	614
6 to 12	538
13 to 17	902
18 to 21	491
22 to 24	352
25 to 35	1,018
36 to 50	2,138
51 to 64	1,041
65 or older	68
Adults missing date of birth	3

We report on each client's age as of January 1, 2009, or on the date they entered a CoC program for the first time during the year, whichever is later.

## Gender

	Adults	Children	Total
Female	1,767	1,151	2,771
Male	3,341	1,063	4,174
Transgendered*	3	0	3
<b>Total</b>	<b>5,111</b>	<b>2,214</b>	<b>6,948</b>

Transgendered clients male-to-female are reported as female and female-to-male as male in subsequent sections.


## Race

Black/African American	5,067
White	1,941
Black/African American, White	138
Other multiracial	31
American Indian/Alaskan Native	31
American Indian/Alaskan Native, Black/African American	28
Asian	27
American Indian/Alaskan Native, White	16
Native Hawaiian/Pacific Islander	15
Unknown / Client refused	31

Federal standards emphasize self-reporting or self-identification as the preferred method of collecting data on race and ethnicity. Clients may select as many races as are applicable.

## Ethnicity

Appalachian	175
Hispanic / Latino	116
Other / none	7,034



# Homeless Demographics (cont.)

## Household types



- Individual adult male - 3,263
- Individual adult female - 1,123
- Unaccompanied youth - 778
- Adults in families with child(ren) - 725
- Children in families with adults - 1,436

Household type is based on how clients present for service. A mother who leaves her children with a family member to come into shelter is reported in the *Individual adult female* category. HUD does not have a category for adults in families without children (e.g. a married couple), but instead requires that we report these people as individuals.

## Special needs (adults only)

Alcohol abuse	2,215	43.3%
Drug abuse	2,135	41.8%
Mental illness	2,193	42.9%
Dually diagnosed (SA / MH)	1,359	26.6%
HIV	130	2.5%
Physical / sensory disability	1,058	20.7%
Developmental / cognitive disability	363	7.1%
Illiterate	79	1.5%
Non-English speaking	27	0.5%

**75%**  
of all homeless adults report at least one of five special needs considered by HUD to be disabling conditions (substance abuse, mental illness, HIV / AIDS, physical / sensory disability, or developmental / cognitive disability).

**39%**  
of homeless adults report two or more of these special needs.

## Veteran status (adults only)

Non-veteran	4,350	85.1%
Veteran	656	12.8%
Missing this information	105	2.1%

Special needs as indicated in VESTA do not necessarily constitute a formal diagnosis of disability; they indicate barriers affecting clients' ability to maintain housing, as self-reported and identified by their case workers. Not all clients have special needs; many clients have multiple special needs. Each client is counted in as many special needs categories as are relevant.

# Homeless Families with Children

## Number of families served

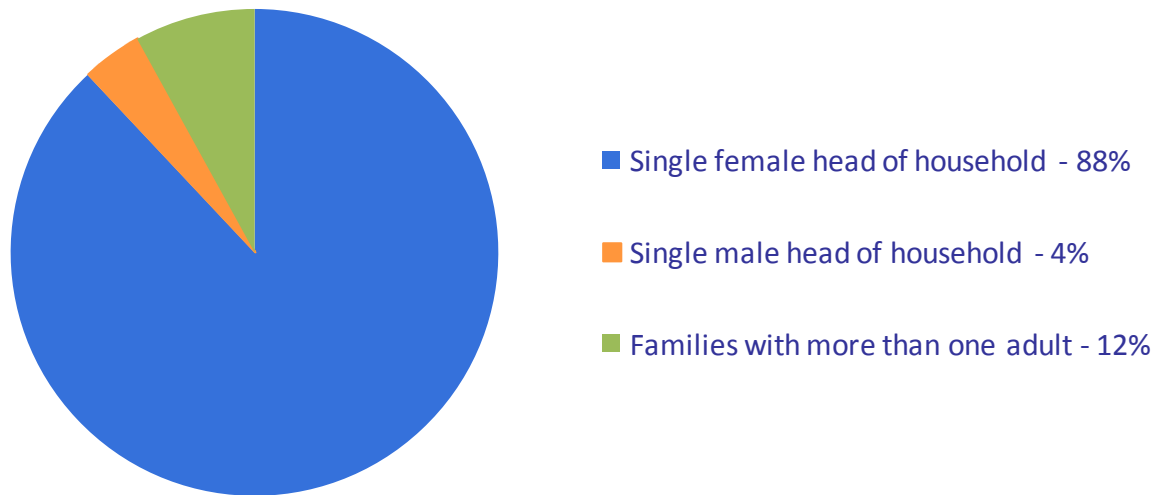
661 families with children — including 718 adults and 1,432 children — were served in emergency shelters and transitional housing combined (71 families were served in both emergency shelters and transitional housing).

578 families with children were served in emergency shelters.

154 families with children were served in transitional housing.

145 families with children were served in permanent supportive housing.

## Homeless families by household type

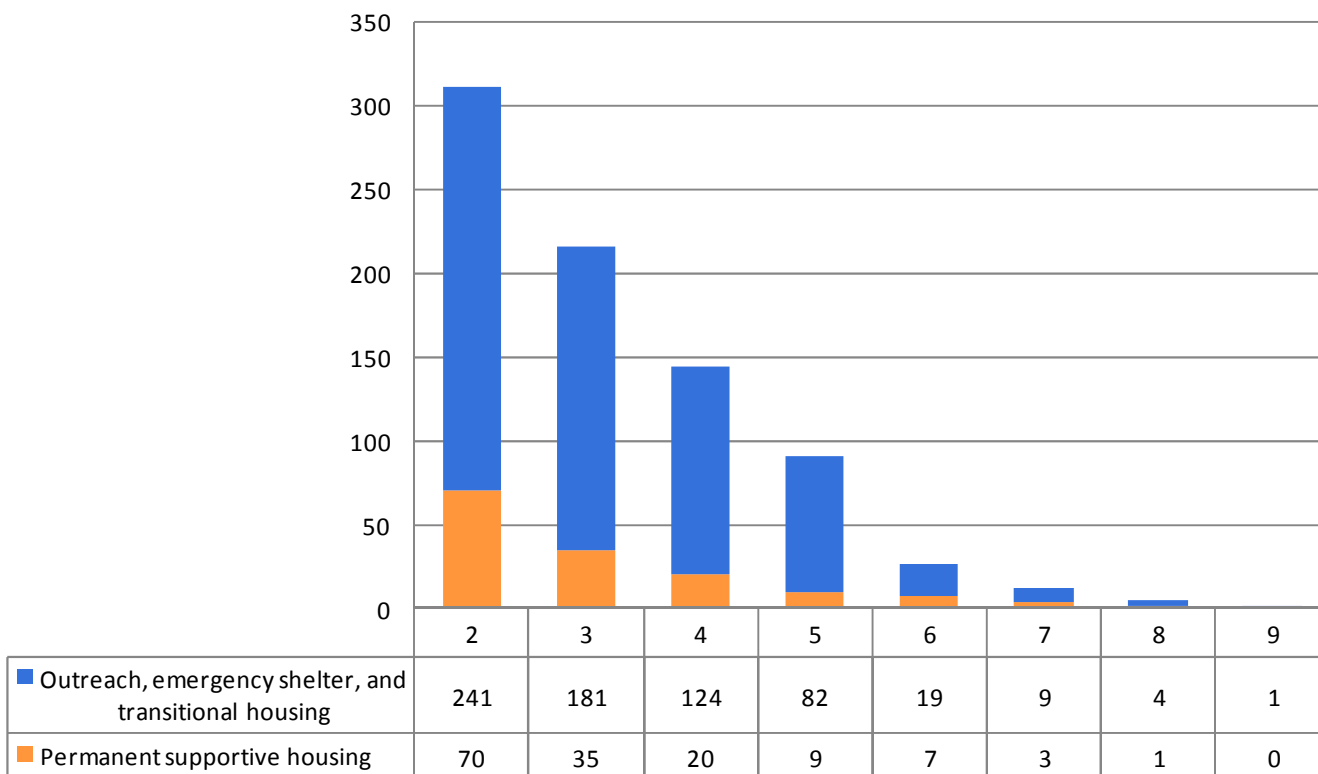


## Income sources for families

	Recipients at first intake	Recipients at most recent exit
Child support	49	52
Earned income	55	85
Retirement income from Social Security	1	1
SSI or SSDI	48	50
Temporary Aid for Needy Families (TANF)	92	198
Other	13	13
No financial resources	235	98

89% of families (534 families) in emergency shelter were connected with Job and Family Services and received one or more welfare benefits including food stamps, Medicaid, CHIP, or TANF (OWF).

## Number of families with children by household size



## Special needs for adults in families with children\*

Alcohol abuse	59	8.2%
Drug abuse	98	13.6%
Mental illness	203	28.3%
Dually diagnosed (SA / MH)	44	6.1%
HIV	2	0.3%
Domestic violence	218	30.4%
Physical / sensory disability	55	7.7%
Developmental / cognitive disability	34	4.7%
Illiterate	3	0.4%
Non-English speaking	11	1.5%

**28%**  
of the 718 homeless adults in families identify mental illness as a special need.

\*See page 14 for special needs for residents of permanent supportive housing, not included here.

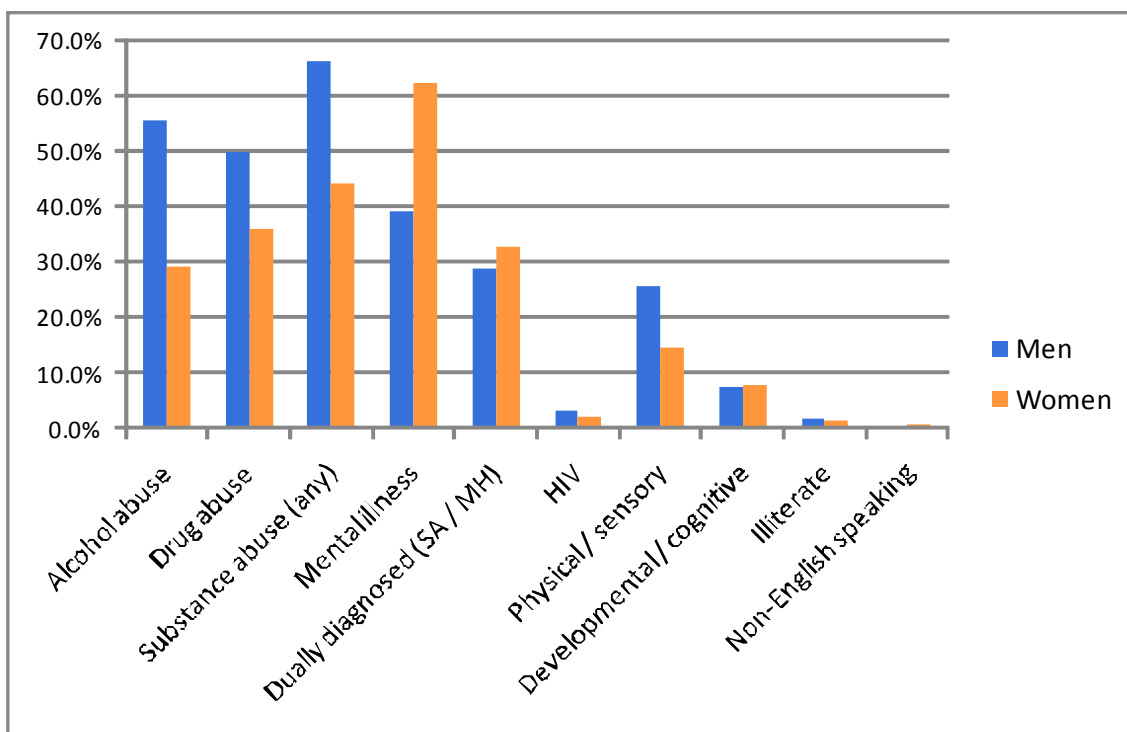
# Homeless Individuals

60% of the homeless population in Cincinnati / Hamilton County in 2009 were single adults without accompanying children — 3,263 men (74%) and 1,123 women (26%).

## Special needs for individuals

	Men		Women	
Alcohol abuse	1,820	55.8%	330	29.4%
Drug abuse	1,624	49.8%	405	36.1%
Substance abuse (drug and/or alcohol)	2,161	66.2%	498	44.3%
Mental illness	1,283	39.3%	700	62.3%
Dually diagnosed (SA / MH)	941	28.8%	367	32.7%
HIV	104	3.2%	22	2.0%
Physical / sensory disability	836	25.6%	165	14.7%
Developmental / cognitive disability	239	7.3%	89	7.9%
Illiterate	61	1.9%	15	1.3%
Non-English speaking	8	0.2%	8	0.7%


## Special needs for homeless individuals by gender



# Chronically Homeless Individuals

By federal definition, a **chronically homeless** person is an unaccompanied individual with a disabling condition who has either been continuously homeless for more than one year or who has had at least four episodes of homelessness in the past three years.

In 2009, Continuum of Care outreach and emergency shelter programs identified 1,609 of the people they served— 1,272 men and 337 women — as chronically homeless.



## Chronically homeless individuals in different program types

Program type	Chronically homeless	% of adults served
Outreach	516	46%
Emergency shelter	1470	35%
Transitional housing	250	31%
Permanent supportive housing	494	36%

## Special needs for chronically homeless

Alcohol abuse	1084	67%
Drug abuse	1032	64%
Mental illness	953	59%
Dually diagnosed (SA / MH)	720	45%
HIV	50	3%
Physical / sensory disability	489	30%
Developmental / cognitive disability	169	11%

**45% — 720 —**  
of the chronically homeless were *dually diagnosed* — meaning that they were identified as having both substance abuse (drug and/or alcohol abuse) and mental illness special needs.

## Outcomes Matter

The main goals of the Continuum of Care for the Homeless are:


- To help clients obtain an income or increase their skills to improve income potential
- To help clients find and maintain permanent housing

For 2009, we have financial outcomes on 2,346 households and individuals who exited street outreach, emergency shelter\* and transitional housing programs .

<b>Income source</b>	<b>Recipients at earliest intake</b>	<b>Recipients at most recent exit</b>
Earned income	229	376
Retirement income from Social Security	10	11
SSI or SSDI	326	351
Temporary Aid for Needy Families (TANF)	107	220
VA disability or pension	33	39
Other	142	149
No financial resources	1,463	1,134

## Comparing income and benefits data from intake to exit†

- 22% of individuals / households with no financial resources gained some kind of income.
- In 2008, the average household monthly income at exit for families was \$1,031; in 2009, the average household monthly income at exit for families is \$808. The average increase in income for families this year is about 12% compared to an average increase of 40% last year.
- Income for individuals increased by an average of 12%. For individuals, the average household monthly income at exit was \$741.



\*High-volume drop in shelters do not consistently record exit data because of the nature of their programs.

†In the event that an individual / household had multiple program exits during 2009, intake data from the earliest intake is compared to exit data from the latest exit.

# Housing Outcomes

Of the 6,947 people served in street outreach, emergency shelter\*, and transitional housing programs in 2009, 4,093 of them had exited by 12/31/2009 and had data about their exit destination recorded in VESTA.

**75%**  
of clients exited CoC programs to transitional or permanent housing destinations in 2009.

## Exits by destination type†

<b>Permanent</b> 2,213 people — 54% of people for whom we have exit data — exited to permanent housing destinations.	Rental by client with no housing subsidy	850
	Rental by client with housing subsidy	392
	Staying or living with family	682
	Staying or living with friends	85
	Permanent housing for homeless persons w/ CoC subsidy	177
	House owned by person named in this intake	4
	Returning to domestic violence situation	23
<b>Transitional</b> 878 people — 21%	Staying or living with family temporarily	521
	Staying or living with friends temporarily	174
	Transitional housing for homeless persons	183
<b>Institution</b> 132 people — 3%	Jail, prison, or juvenile detention facility	60
	Substance abuse treatment facility or detox center	35
	Psychiatric hospital or other psychiatric facility	31
	Hospital (other than psychiatric or substance abuse)	6
<b>Other</b> 870 people — 21%	Unknown	695
	Foster care home or foster care group home	91
	Emergency shelter (including youth shelter, hotel, motel, or camp-	26
	Place not meant for human habitation (e.g. car, abandoned building,	29
	Hotel or motel paid for without emergency shelter voucher	20
	Deceased	1
	<b>TOTAL</b>	4,093

\*High-volume drop in shelters do not consistently record exit data because of the nature of their programs.

†In the event that an individual / household had multiple program exits during 2009, we report on data from the latest exit.

# Permanent Supporting Housing

**1,619**

**men, women, and children**

lived in CoC permanent supportive housing in 2009. All heads of household have a documented disability and were homeless prior to entering the program.

## Age groups

Under 1	22
1 to 5	93
6 to 12	85
13 to 17	63
18 to 21	64
22 to 24	53
25 to 35	189
36 to 50	655
51 to 64	367
65 or older	28

## Length of stay\*

Less than 6 months†	213	13%
Six months to one year†	214	13%
One to two years	348	21%
Two to four years	436	27%
Four to six years	328	20%
Six to ten years	31	2%
More than ten years	49	3%

\*For exited clients, we report on total length of stay; for clients still in the program, we report on length of stay up to 12/31/2009.

†Includes people who entered the program during 2009.

## Household status

Individual adult male	774	48%
Individual adult female	401	25%
Adult in family, with child(ren)	181	11%
Children in families, with adults	263	16%

## Race

Black/African American	1,149	71%
White	410	25%
Black/African American, White	22	1%
Other multiracial	38	2%

## Ethnicity

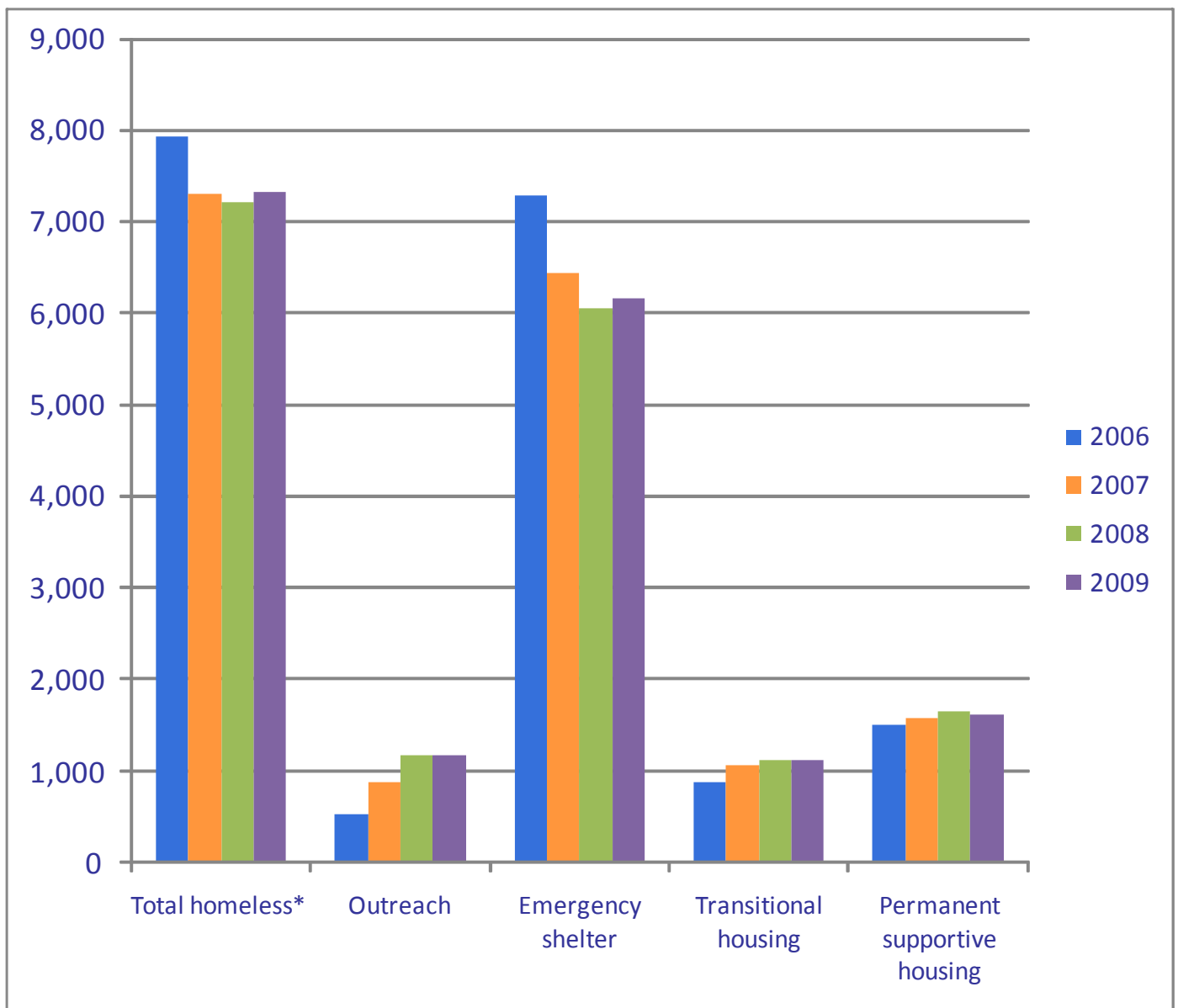
Appalachian	75	5%
Hispanic / Latino	4	0%
Other / none	1,540	95%

## Special needs (adults only)

Alcohol abuse	562	41%
Drug abuse	586	43%
Mental illness	975	72%
Dually diagnosed (SA / MH)	454	33%
HIV	140	10%
Physical / sensory disability	268	20%
Developmental / cognitive disability	106	8%
Illiterate	28	2%
Non-English speaking	2	0%

# Comparing 2009 with Previous Years

	2006	2007	2008	2009
<b>Total homeless*</b>	7,936	7,298	7,221	7,325
<b>Outreach</b>	516	870	1,162	1,173
<b>Emergency shelter</b>	7,282	6,444	6,055	6,163
<b>Transitional housing</b>	870	1,051	1,117	1,121
<b>Permanent supportive housing</b>	1,494	1,577	1,653	1,619

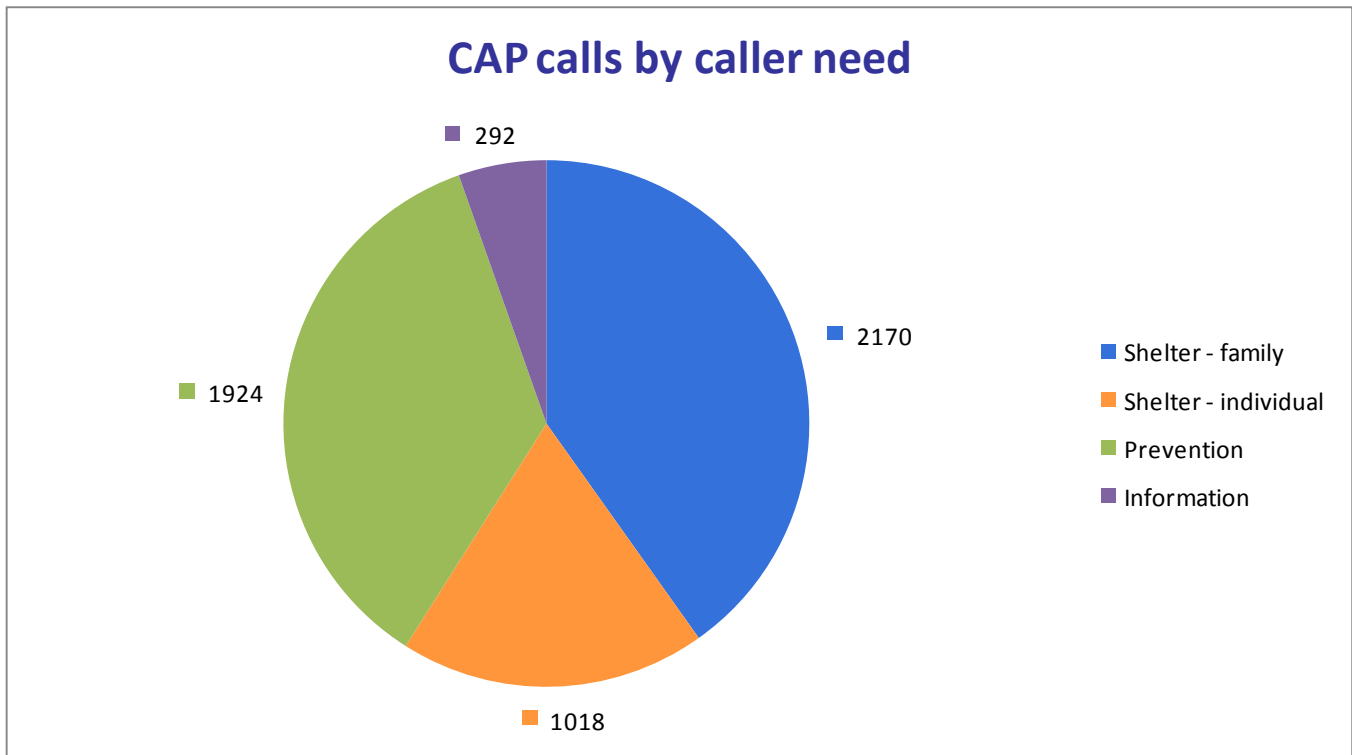


\*Includes all people served in outreach, emergency shelter, and transitional housing programs.

# Central Access Point

## Streamlining access to resources

The concept of having a centralized intake system for emergency shelters is nationally recognized as a best practice. To implement this practice locally, the Cincinnati / Hamilton County Continuum of Care has created the Central Access Point (CAP). All people in need of homelessness prevention, family shelter, or access to the Mt. Airy men's shelter call the CAP line, are screened by CAP workers, and referred to the most appropriate program available. CAP workers enter data about each call into VESTA, our HMIS.



This system streamlines access for clients; instead of calling 5 different family shelters or 7 different agencies with homelessness prevention programs seeking an opening, they call a single number. Because the callers are pre-screened by the CAP worker, case workers are able to spend time that they may have spent assessing people who are ineligible for their programs in actually serving clients.



In the second half of 2009, the CAP line handled a total of 5,404 calls, averaging more than 200 calls per week.

## Stopping homelessness before it starts

Homelessness prevention programs, largely funded by the American Recovery and Reinvestment Act (ARRA), provide intensive case management, financial aid, and housing stabilization services to people who have less than 30 percent of area median income and are facing eviction or otherwise at risk of homelessness.

386 households were served by CoC Homelessness Prevention programs in 2009. Of those, 358 households had been exited from the program by the end of 2009. Only 2 (less than 1%) of the households served have had an intake into a CoC emergency shelter (usually the first step into the homeless system) at any time since completing the program.

Household size      Number of

1	72
2	79
3	102
4	56
5	26
6	14
7	6
8	2
9	1
<b>TOTAL</b>	<b>358</b>



## Increasing income

One of the most effective ways to improve housing stability is to increase income. Of the 358 households who exited homelessness prevention programs in 2009, 86 (24%) had an increase in income while in the program. Overall, the average household monthly income increased by \$184.

For households with an increase in income, the average increase was \$840.

Household size      Intake income      Exit income      Change

1	\$ 635.32	\$ 813.18	28%
2	\$ 970.14	\$1,138.85	17%
3	\$ 972.52	\$1,161.76	19%
4	\$1,084.65	\$1,324.76	22%
5	\$1,277.91	\$1,271.78	0%
6	\$1,326.14	\$1,656.07	25%
7	\$ 921.83	\$1,145.17	24%
8	\$1,023.00	\$1,423.00	39%
9	\$1,760.00	\$1,760.00	0%

# the power of together<sup>SM</sup>

The Partnership Center, Ltd. (PCL) is the developer of VESTA®, a highly secure web-based client-tracking database in use as the Homeless Management Information System (HMIS) software for the Cincinnati/Hamilton County Continuum of Care. VESTA provides over 40 agencies the opportunity to use the system not only as their HMIS provider, but as a key database resource for all activities of their agency or programs.

Under contract to the Greater Cincinnati / Hamilton County Continuum of Care (CoC), PCL is the designated HMIS Lead Agency, and in this role guides the HMIS project and provides project management, data analysis, reporting, and technical assistance. In addition, we provide the community with this report on homelessness in Cincinnati and Hamilton County based on HMIS data for each calendar year.

PCL is Michelle Budzek, President; David Durkalski, Senior Application Developer; Livia Fugate, Administrative Assistant; Sandy Goheen, Project Manager; Molly McEvilley, Data Administrator and Report Writer; and Dennis Pattinson, Technical Support.

We offer our sincere thanks to the 70+ programs and 350+ end users who participated in VESTA/HMIS in 2009 under the leadership of the Continuum of Care for the Homeless, Inc. They have worked diligently over the years to build a remarkable repository of quality data about homelessness in Cincinnati and Hamilton County, have helped to push innovation and expansion of VESTA, and have dedicated themselves to ending homelessness in our community. This report would not be possible without them.

Our gratitude goes as well to the HMIS Advisory Committee for their dedication in overseeing the security and continuity of the local system. Members of this committee are: Linda Seiter, Chair; Bren Blaine, John Briggs, Drew Brown, Lea Drury, Kevin Finn, Jennifer McEvilley, Laura Osborn-Coffey, John Roberts, and Susan Walsh. Staff: Michelle Budzek, Sandy Goheen, and Molly McEvilley.



2134 Alpine Place  
Cincinnati, OH 45206-2603  
513-891-4016 voice • 513-618-5720 fax  
<http://www.partnershipcenter.net>